

Scaled data based on original data using
LM-79-08 Approved Method: Electrical and Photometric Measurements of Solid-
State Lighting Products

Test Report Prepared for
Cooper Lighting Solutions
(formerly Eaton)

Brand: McGRAW-EDISON

Report Number: P200004

Luminaire Tested: **GWC-AF-02-LED-E1-SLR-7030-600**

Issue Date: 3/3/2020

Test Information

Test Method: LM-79-08
Report Number: P200004
TEST IS SCALED FROM IESNA LM-79-08 TEST DATA (P24296)
Test Lab: INNOVATION CENTER P2
Issue Date: 3/3/2020
Manufacturer: COOPER LIGHTING SOLUTIONS (FORMERLY EATON)
Product Line: MCGRAW-EDISON
Catalog Number: GWC-AF-02-LED-E1-SLR-7030-600
Description: GALLEON WALL LUMINAIRE
(2) 70 CRI, 3000K, 615mA LIGHTSQUARES WITH 16 LEDS EACH AND SPILL LIGHT ELIMINATOR RIGHT OPTICS
Light Source: -
Ballast/Driver: ELECTRONIC DRIVER

Summary

Lumens per Lamp: N/A
Luminaire Lumens: 6956.7 lumens
Efficiency: N/A
Efficacy: 105.4 lumens/watt
Luminous Opening: Rectangular (W 1' x L: 0.5' x H: 0')
IES Classification: Type IV - Short - Non-Cutoff
BUG Rating: B1 - U0 - G2

Input Watts (W): 66
Input Voltage (V): NR
Input Current (Ain): NR
Voltage Rise (V): NR
Power Factor: NR
Total Harmonic Distortion (THDi): NR
Frequency (hertz): 60
Stabilization Time: NR
Operation Time: NR
Ambient Temperature (°C): NR
Test Distance: 25 FT

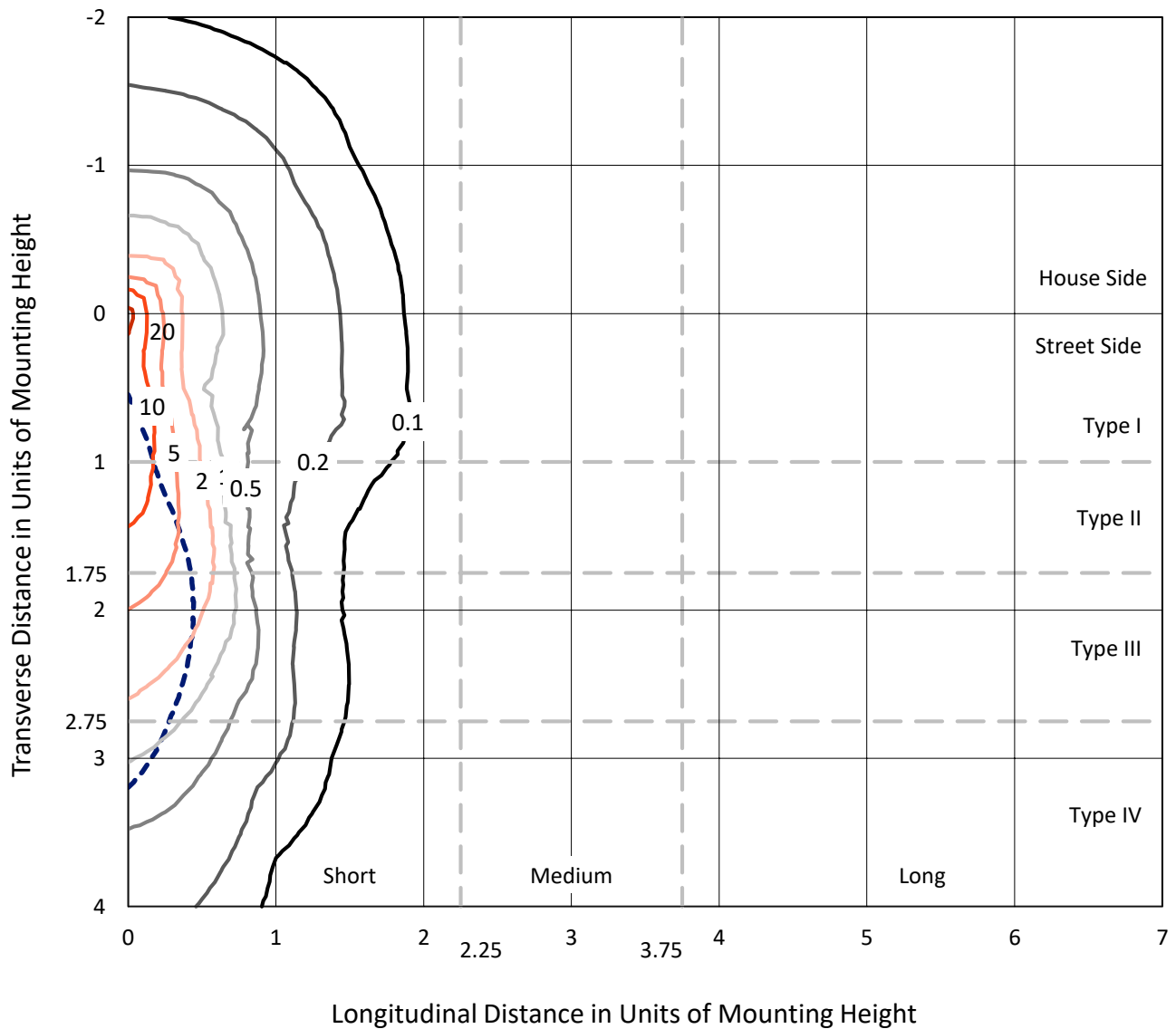


REPORT NUMBER: P200004

CATALOG NUMBER: GWC-AF-02-LED-E1-SLR-7030-600

Iso-Footcandle Lines of Horizontal Illumination

× Max cd
 - - - 1/2 Max cd

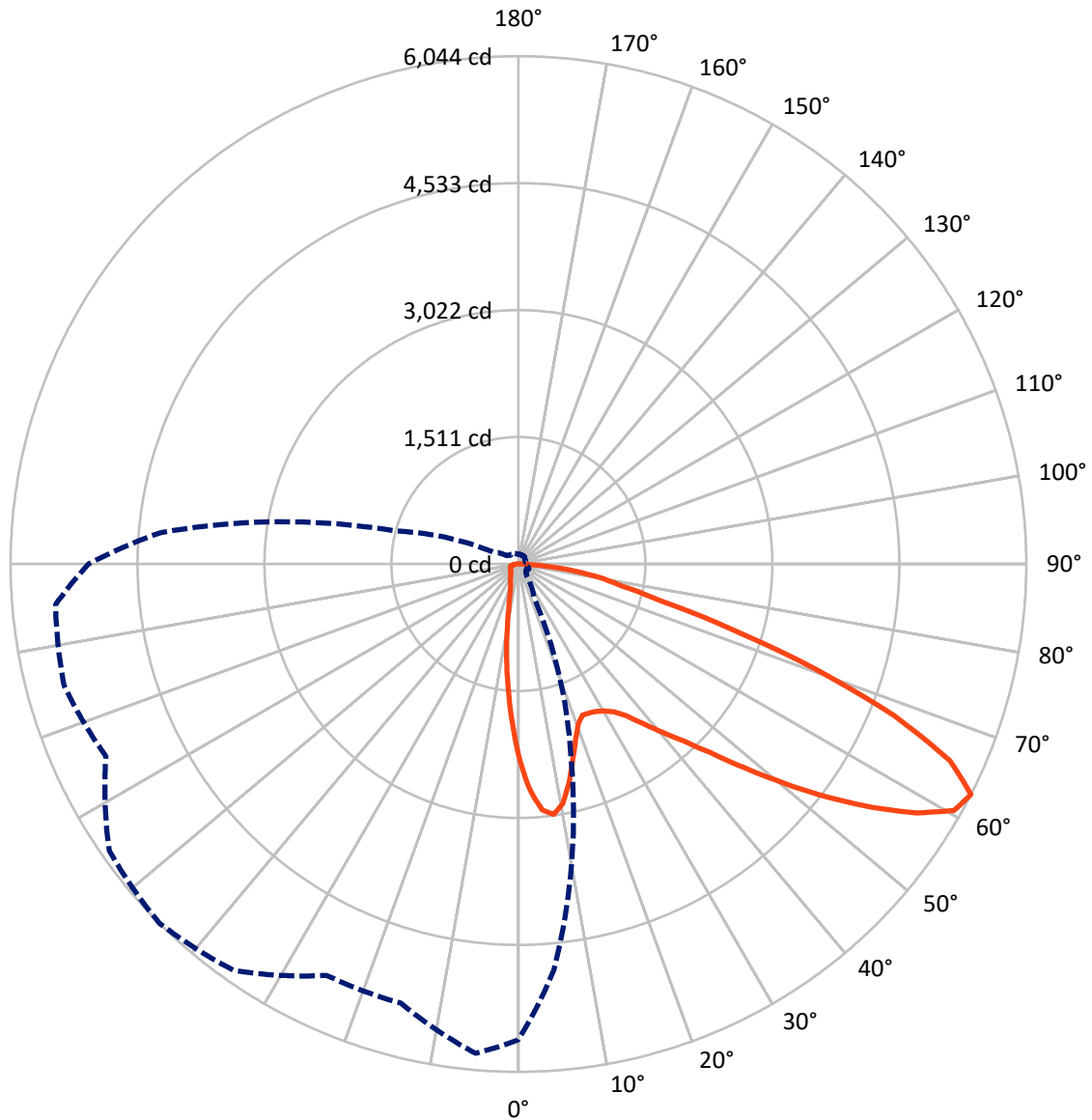


Based on 10 foot mounting height. Maximum calculated value = 23.5 fc
 Type IV - Short - Non-Cutoff

REPORT NUMBER: P200004

CATALOG NUMBER: GWC-AF-02-LED-E1-SLR-7030-600

Luminous Intensity Polar Plot



— Vertical Plane Through 315-Deg Lateral - - - Horizontal Cone Through 62.5-Deg Vertical

REPORT NUMBER: P200004

CATALOG NUMBER: GWC-AF-02-LED-E1-SLR-7030-600

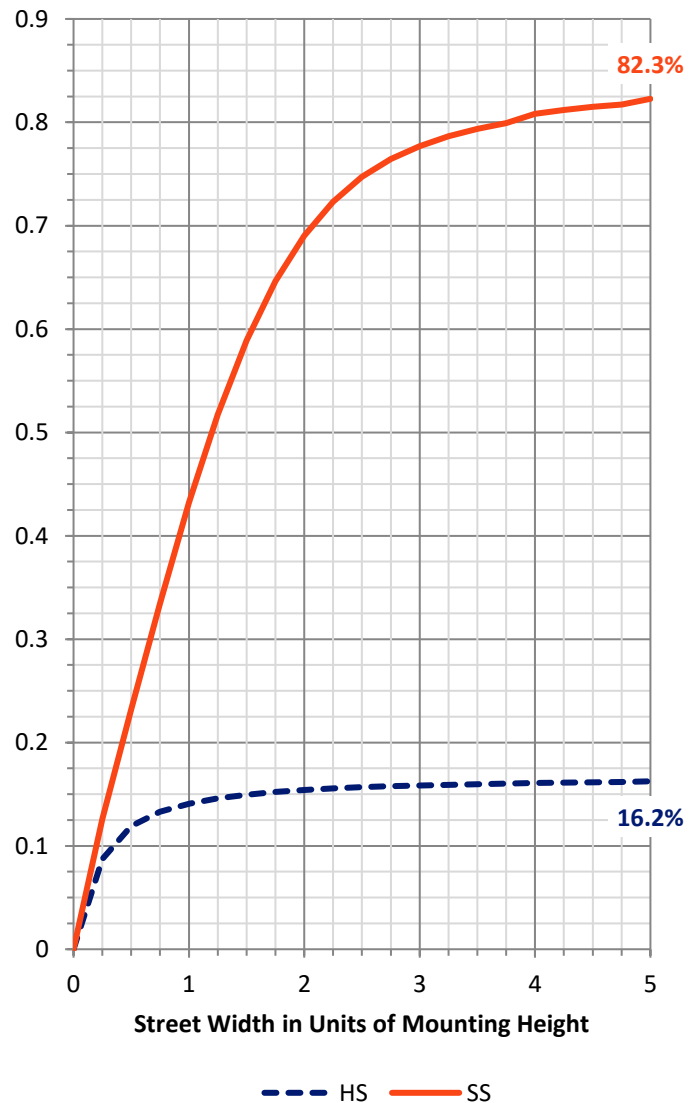
FLUX DISTRIBUTION:

		Downward	Upward	Total
House Side	Lumens	1151.3	0.0	1151.3
	% Fixture	16.5	0.0	16.5
Street Side	Lumens	5805.4	0.0	5805.4
	% Fixture	83.5	0.0	83.5
Total	Lumens	6956.7	0.0	6956.7
	% Fixture	100.0	0.0	100.0

Coefficient of Utilization

ZONAL LUMENS:

Zone	Lumens	% Fixture
0°-10°	171.1	2.5
10°-20°	313.7	4.5
20°-30°	457.4	6.6
30°-40°	704.5	10.1
40°-50°	1036.8	14.9
50°-60°	1520.8	21.9
60°-70°	1700.1	24.4
70°-80°	832.3	12.0
80°-90°	219.8	3.2
90°-100°	0.0	0.0
100°-110°	0.0	0.0
110°-120°	0.0	0.0
120°-130°	0.0	0.0
130°-140°	0.0	0.0
140°-150°	0.0	0.0
150°-160°	0.0	0.0
160°-170°	0.0	0.0
170°-180°	0.0	0.0
0°-90°	6956.7	100.0
0°-180°	6956.7	100.0



REPORT NUMBER: P200004

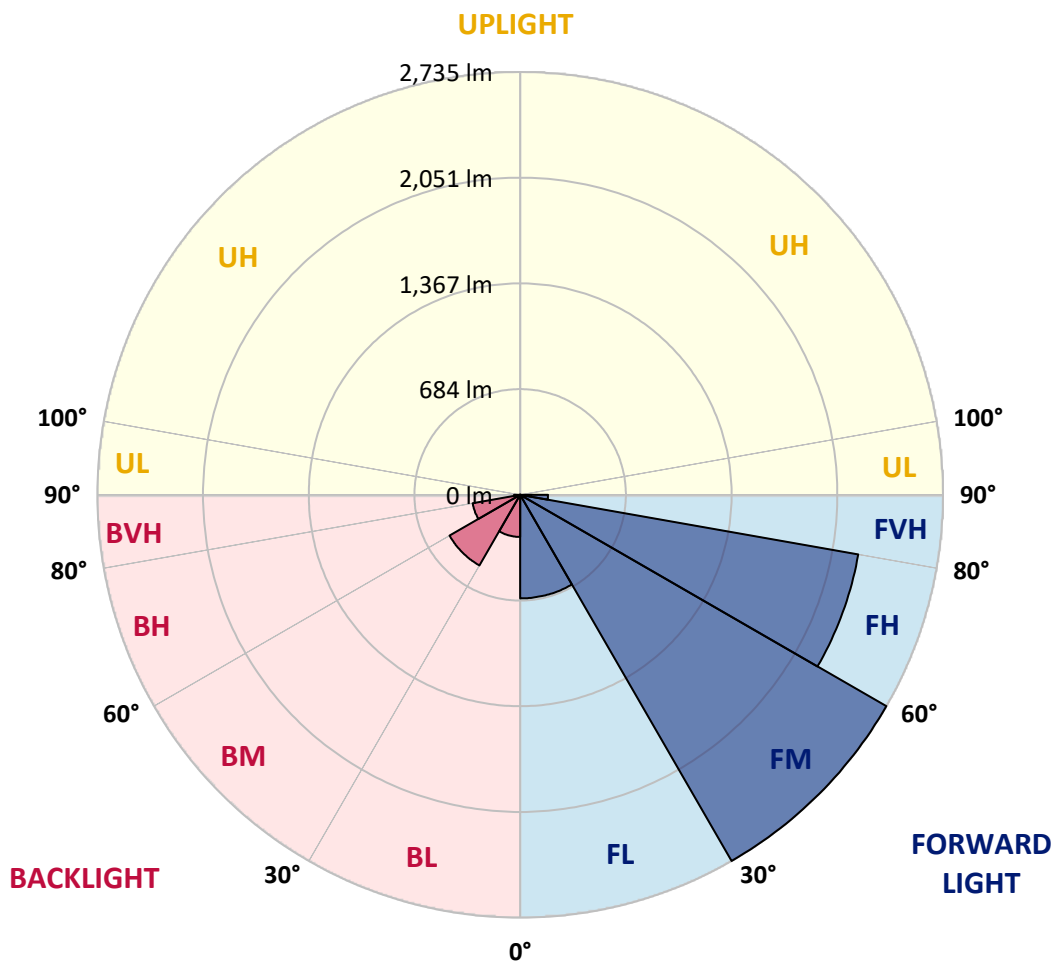
CATALOG NUMBER: GWC-AF-02-LED-E1-SLR-7030-600

LUMINAIRE CLASSIFICATION SYSTEM LUMEN TABLE AND BUG RATING:

Zone	Lumens	% Fixture	Zone Rating/Lumen Limit		
			B	U	G
FL (0°-30°)	669.9	9.6			
FM (30°-60°)	2734.7	39.3			
FH (60°-80°)	2220.3	31.9			G2/5000
FVH (80°-90°)	180.5	2.6			G2/225
BL (0°-30°)	272.4	3.9	B1/500		
BM (30°-60°)	527.5	7.6	B1/1000		
BH (60°-80°)	312.1	4.5	B1/500		G1/500
BVH (80°-90°)	39.3	0.6			G1/100
UL (90°-100°)	0.0	0.0		U0/0	
UH (100°-180°)	0.0	0.0		U0/0	

BUG Rating: B1-U0-G2

Type IV Short





REPORT NUMBER: P200004

CATALOG NUMBER: GWC-AF-02-LED-E1-SLR-7030-600

CANDELA DISTRIBUTION (FULL):

	0°	5°	15°	25°	35°	45°	55°	65°	75°	85°	90°
0°	2350.2	2350.2	2350.2	2350.2	2350.2	2350.2	2350.2	2350.2	2350.2	2350.2	2350.2
2.5°	2442.1	2392.3	2309.7	2223.8	2171.3	2110.2	2062.4	2020.3	1936.2	1919.6	1934.7
5°	2296.4	2196.5	2041.0	1884.1	1779.8	1667.8	1580.6	1510.5	1403.9	1385.1	1407.7
7.5°	2062.7	1943.4	1737.7	1537.8	1390.1	1250.2	1156.1	1081.1	997.7	961.8	964.1
10°	1861.2	1726.7	1483.4	1265.8	1144.9	1050.5	971.4	894.5	809.9	754.6	739.2
12.5°	1748.3	1593.5	1313.2	1119.0	1007.0	907.5	822.1	740.0	649.8	593.2	577.1
15°	1728.9	1560.7	1249.4	1024.9	884.6	758.7	658.2	566.4	473.4	427.5	418.0
17.5°	1813.3	1619.5	1228.7	941.2	769.4	614.1	490.7	388.2	312.5	289.5	287.6
20°	1975.5	1732.8	1226.0	862.4	655.9	473.8	341.9	267.3	234.1	227.6	228.0
22.5°	2203.1	1908.2	1258.8	803.0	551.4	353.4	257.0	223.8	210.8	204.7	204.7
25°	2497.5	2149.9	1334.6	759.9	460.8	282.2	226.8	206.9	194.7	190.4	191.2
27.5°	2782.9	2385.1	1422.5	725.8	401.5	256.2	214.9	197.0	186.3	182.0	184.0
30°	3005.4	2594.0	1496.0	679.6	371.4	249.0	219.2	200.8	185.5	178.9	179.4
32.5°	3189.8	2776.8	1557.6	646.3	344.6	213.4	188.9	181.0	178.9	171.3	167.5
35°	3425.3	2975.9	1598.9	647.1	331.9	190.4	168.3	154.2	143.7	135.1	135.1
37.5°	3701.3	3204.6	1642.8	655.9	327.3	177.1	161.0	146.9	137.3	128.9	127.4
40°	3974.5	3428.7	1683.0	664.3	324.7	169.1	155.2	142.2	133.6	125.1	122.8
42.5°	4206.5	3612.9	1718.9	668.4	315.5	168.3	151.1	139.2	130.8	121.6	119.3
45°	4378.2	3767.5	1757.6	675.0	306.4	171.3	151.1	138.9	128.5	119.7	117.5
47.5°	4531.5	3948.7	1822.2	675.0	295.2	165.6	156.0	139.2	128.2	119.0	117.0
50°	4736.9	4197.3	1944.6	659.3	279.6	159.5	164.4	137.6	124.7	117.5	115.2
52.5°	5019.9	4515.9	2138.9	632.2	255.4	147.6	163.4	136.9	121.3	113.6	110.9
55°	5354.5	4857.0	2350.7	600.4	219.5	139.2	157.6	135.1	117.5	109.0	106.3
57.5°	5615.7	5091.8	2499.9	551.4	188.2	134.6	139.7	133.1	112.9	104.1	101.7
60°	5719.7	5082.6	2540.8	486.1	172.8	130.8	122.1	149.1	109.0	100.2	97.6
62.5°	5663.5	4847.9	2426.0	440.2	169.5	125.8	114.4	138.1	106.0	97.6	93.8
65°	5403.9	4431.8	2122.1	428.0	179.4	120.8	109.4	108.2	101.7	93.8	89.9
67.5°	4838.2	3810.0	1699.1	429.1	192.0	116.0	104.5	99.1	96.0	89.5	86.1
70°	3940.8	3012.3	1266.6	432.1	198.6	110.2	99.1	93.3	89.9	83.4	81.1
72.5°	2897.5	2321.6	920.1	412.2	199.6	103.7	91.8	86.9	83.4	76.5	74.7
75°	1982.4	1775.9	638.3	341.6	174.0	94.5	83.8	79.2	76.9	68.5	67.3
77.5°	1448.2	1333.1	408.4	253.6	134.3	83.0	73.9	70.4	68.9	59.6	58.1
80°	1162.2	1054.7	255.4	173.6	98.4	69.6	62.0	60.1	58.6	49.3	48.2
82.5°	806.2	706.4	164.1	112.9	73.9	54.0	48.9	48.2	45.9	37.4	36.4
85°	425.2	383.6	104.1	76.9	53.5	37.1	34.1	34.1	32.9	24.9	24.1
87.5°	54.3	88.4	52.8	40.2	29.5	16.5	16.5	16.1	17.3	14.2	12.2
90°	0.0	0.0	0.0	0.0	0.0	0.0	0.0	0.0	0.0	0.0	0.0



REPORT NUMBER: P200004

CATALOG NUMBER: GWC-AF-02-LED-E1-SLR-7030-600

CANDELA DISTRIBUTION (continued):

	95°	105°	115°	125°	135°	145°	155°	165°	175°	180°	185°
0°	2350.2	2350.2	2350.2	2350.2	2350.2	2350.2	2350.2	2350.2	2350.2	2350.2	2350.2
2.5°	1899.5	1917.8	1900.2	1901.3	1920.9	1979.0	2005.4	2027.2	2050.5	2065.8	2072.6
5°	1376.6	1419.5	1434.0	1464.6	1509.8	1583.9	1613.4	1634.8	1648.9	1657.4	1660.8
7.5°	941.5	967.5	996.6	1045.9	1144.2	1187.7	1207.4	1202.3	1186.2	1180.5	1174.7
10°	709.7	699.5	694.2	721.2	800.8	844.8	858.6	845.1	836.4	838.2	847.9
12.5°	549.9	532.0	510.1	507.1	559.5	598.8	607.7	608.5	624.5	638.6	659.7
15°	400.8	398.9	388.2	381.7	411.5	443.6	447.4	454.3	468.8	479.2	497.5
17.5°	282.7	293.0	301.3	305.6	328.1	351.0	346.9	343.4	340.8	340.8	349.5
20°	228.0	234.8	245.5	257.8	280.7	296.7	286.5	272.7	262.8	259.7	260.8
22.5°	205.4	210.8	216.9	227.6	248.2	259.3	248.2	238.3	228.4	224.8	223.8
25°	193.9	200.8	206.5	214.5	229.9	237.5	226.8	219.5	213.4	209.2	206.2
27.5°	187.4	193.5	195.0	198.9	211.9	218.7	213.4	210.4	206.5	202.6	198.9
30°	180.5	179.4	176.7	177.1	187.4	194.3	193.9	194.7	194.3	193.2	192.4
32.5°	164.9	162.6	160.3	162.6	172.1	178.2	178.6	180.2	180.2	179.7	182.8
35°	137.3	141.5	144.2	151.1	162.6	167.9	165.6	161.8	154.9	150.7	150.3
37.5°	127.0	127.8	132.3	141.9	154.5	159.5	156.0	147.3	142.7	141.9	143.0
40°	122.1	122.8	125.4	134.3	146.9	151.9	148.8	142.2	138.1	137.6	139.7
42.5°	118.5	119.3	120.8	127.0	137.3	143.4	143.7	139.2	134.3	134.6	136.6
45°	116.7	117.0	116.7	119.7	129.3	136.6	139.7	136.6	132.3	133.1	135.4
47.5°	116.3	115.2	113.6	114.4	124.3	131.5	135.4	134.3	132.3	133.1	135.1
50°	114.7	112.1	110.2	109.8	119.7	127.4	130.8	130.8	131.5	133.1	135.1
52.5°	110.2	107.1	107.1	106.0	116.7	123.9	126.2	126.6	127.8	130.4	133.1
55°	104.5	103.2	104.5	102.4	114.4	121.3	122.4	123.1	123.9	126.2	130.0
57.5°	99.4	97.9	100.6	99.9	112.4	118.5	118.5	120.0	120.0	123.1	126.2
60°	96.8	93.8	94.8	95.6	109.8	116.3	115.5	117.0	117.8	120.5	122.8
62.5°	93.3	90.6	90.6	92.6	106.7	112.9	112.4	113.6	116.7	117.5	119.7
65°	89.1	88.0	86.9	89.1	103.7	109.0	109.4	110.9	113.6	114.4	116.3
67.5°	84.9	85.3	83.0	85.3	100.9	105.2	105.2	108.2	109.4	110.9	112.9
70°	80.3	80.8	78.7	81.5	99.1	100.9	100.6	104.8	105.6	106.7	108.6
72.5°	74.7	74.7	73.9	77.7	96.0	96.8	96.0	99.4	99.9	100.9	101.7
75°	68.5	68.5	67.7	73.1	94.1	92.3	89.9	92.6	93.3	94.1	94.1
77.5°	60.4	61.1	61.1	67.7	87.6	90.2	82.6	84.1	85.3	85.7	84.5
80°	50.5	52.5	53.2	61.6	73.4	83.4	73.9	75.0	75.4	75.4	73.9
82.5°	38.7	42.1	44.0	53.2	56.3	70.0	64.3	65.4	64.3	62.0	61.1
85°	26.8	31.3	33.7	40.5	42.5	54.0	53.5	53.5	51.3	48.2	47.8
87.5°	14.5	17.3	18.8	24.1	29.1	36.4	39.5	38.2	36.4	34.4	34.9
90°	0.0	0.0	0.0	0.0	0.0	0.0	0.0	0.0	0.0	0.0	0.0



REPORT NUMBER: P200004

CATALOG NUMBER: GWC-AF-02-LED-E1-SLR-7030-600

CANDELA DISTRIBUTION (continued):

	195°	205°	215°	225°	235°	245°	255°	265°	270°	275°	285°
0°	2350.2	2350.2	2350.2	2350.2	2350.2	2350.2	2350.2	2350.2	2350.2	2350.2	2350.2
2.5°	2108.6	2160.6	2243.6	2307.1	2370.9	2432.5	2499.1	2549.9	2593.2	2609.9	2661.2
5°	1695.6	1760.6	1839.1	1980.6	2080.8	2191.2	2318.9	2488.0	2553.0	2642.9	2790.1
7.5°	1198.9	1257.8	1384.0	1498.3	1640.2	1796.5	1969.1	2202.3	2287.6	2431.8	2671.5
10°	895.3	963.6	1065.1	1161.4	1286.4	1446.3	1644.4	1905.2	2008.8	2165.2	2441.3
12.5°	721.2	802.0	909.4	1000.0	1096.8	1209.6	1401.9	1687.9	1826.9	1963.7	2242.9
15°	554.2	638.6	738.5	853.6	960.3	1081.8	1283.4	1596.2	1756.1	1898.7	2136.9
17.5°	383.6	455.8	581.7	701.8	838.2	993.9	1250.5	1615.7	1806.5	1970.9	2155.2
20°	271.9	313.2	416.5	555.7	725.8	921.3	1244.4	1718.2	1966.3	2154.1	2273.0
22.5°	228.7	243.9	304.1	431.8	628.4	867.0	1265.8	1862.0	2182.0	2421.8	2460.8
25°	208.4	217.7	249.0	338.8	541.5	827.5	1338.1	2076.2	2448.9	2689.5	2682.7
27.5°	197.3	206.9	227.6	286.0	476.2	803.0	1410.3	2330.1	2754.1	2980.1	2894.5
30°	193.9	206.9	228.7	269.7	429.5	764.5	1469.6	2553.0	2988.9	3176.2	2990.9
32.5°	191.2	193.2	203.1	232.5	385.1	719.4	1509.8	2753.0	3218.8	3362.9	3129.6
35°	154.5	164.1	180.2	208.4	359.1	692.1	1509.8	2925.4	3445.2	3551.5	3261.9
37.5°	148.8	157.3	171.3	195.5	344.6	678.8	1479.6	3091.8	3676.5	3765.2	3370.9
40°	145.8	152.6	166.0	185.5	338.4	663.5	1435.5	3238.7	3902.5	3979.3	3472.7
42.5°	143.4	149.5	162.1	179.4	330.4	646.7	1400.0	3356.5	4098.7	4162.1	3569.8
45°	142.2	148.8	162.6	182.5	314.3	624.5	1388.1	3483.7	4260.0	4314.7	3674.9
47.5°	142.2	149.9	164.4	188.9	295.2	601.6	1425.3	3651.7	4412.7	4439.4	3798.8
50°	141.2	149.5	169.8	182.5	267.3	572.5	1512.4	3863.1	4577.9	4580.9	3955.6
52.5°	138.9	148.8	182.8	178.6	235.2	534.3	1630.2	4134.6	4822.1	4840.5	4201.1
55°	136.1	147.6	179.4	169.8	208.8	488.7	1726.7	4464.7	5165.6	5216.5	4562.1
57.5°	132.8	146.1	173.6	157.6	191.6	430.3	1761.4	4706.4	5405.4	5533.1	4969.0
60°	129.7	145.0	156.8	150.3	181.0	380.9	1694.1	4658.5	5388.8	5664.2	5329.6
62.5°	126.6	146.1	143.0	145.8	175.9	349.2	1518.1	4275.8	5116.3	5528.8	5597.0
65°	123.1	135.8	135.1	141.9	174.9	336.5	1258.5	3701.7	4589.3	5101.0	5660.0
67.5°	118.5	125.4	129.3	136.9	178.6	325.5	1015.7	3053.6	3857.0	4459.6	5331.2
70°	113.6	119.3	123.6	130.8	176.4	320.4	844.8	2408.1	3060.5	3655.0	4682.2
72.5°	107.1	112.1	116.0	122.8	174.0	317.8	713.6	1939.3	2284.9	2715.1	3806.9
75°	99.4	104.1	106.7	113.6	166.7	291.0	561.0	1641.0	1709.8	1888.8	3032.2
77.5°	90.6	94.1	96.3	104.1	147.6	242.1	405.8	1265.8	1327.7	1371.3	2324.7
80°	80.3	83.8	84.9	92.3	122.4	189.3	264.6	935.0	993.1	1003.1	1518.1
82.5°	68.5	71.9	71.9	78.7	100.2	136.1	173.6	640.6	652.1	685.7	1073.0
85°	55.0	57.8	57.8	61.1	77.7	101.7	119.3	321.7	318.2	363.3	929.7
87.5°	39.5	41.3	43.2	44.0	55.5	67.3	71.9	97.9	64.7	74.2	597.0
90°	0.0	0.0	0.0	0.0	0.0	0.0	0.0	0.0	0.0	0.0	0.0



REPORT NUMBER: P200004

CATALOG NUMBER: GWC-AF-02-LED-E1-SLR-7030-600

CANDELA DISTRIBUTION (continued):

	295°	305°	315°	325°	335°	345°	355°	360°
0°	2350.2	2350.2	2350.2	2350.2	2350.2	2350.2	2350.2	2350.2
2.5°	2699.8	2721.6	2699.5	2683.4	2614.1	2557.2	2481.1	2442.1
5°	2902.2	2957.5	2938.8	2871.6	2727.0	2564.5	2379.7	2296.4
7.5°	2877.7	3006.5	3009.5	2883.8	2670.8	2431.3	2181.3	2062.7
10°	2687.2	2852.0	2899.0	2777.1	2551.1	2283.4	1996.6	1861.2
12.5°	2474.6	2636.0	2671.9	2629.9	2441.0	2172.1	1881.1	1748.3
15°	2300.6	2372.9	2415.7	2452.5	2346.5	2127.8	1874.6	1728.9
17.5°	2194.7	2186.6	2198.9	2262.8	2280.7	2178.6	1974.0	1813.3
20°	2156.4	2033.7	2030.6	2118.5	2249.7	2299.8	2168.2	1975.5
22.5°	2177.4	1978.5	1953.3	2057.8	2266.1	2474.6	2423.0	2203.1
25°	2250.0	1983.2	1963.0	2063.9	2325.8	2660.8	2697.9	2497.5
27.5°	2364.5	2012.2	1985.5	2089.1	2405.1	2817.2	2968.7	2782.9
30°	2473.1	2062.7	2029.5	2138.9	2477.2	2879.2	3134.6	3005.4
32.5°	2605.0	2157.3	2098.7	2230.2	2566.7	2977.9	3282.5	3189.8
35°	2734.2	2291.8	2219.2	2371.4	2666.6	3100.6	3451.6	3425.3
37.5°	2876.1	2467.7	2407.6	2553.7	2803.0	3216.5	3667.3	3701.3
40°	3027.6	2701.0	2629.9	2819.9	3014.9	3361.8	3892.6	3974.5
42.5°	3180.1	2959.9	2874.9	3067.7	3247.8	3505.1	4085.3	4206.5
45°	3355.0	3240.9	3200.7	3409.2	3471.5	3641.7	4227.6	4378.2
47.5°	3558.3	3559.8	3624.4	3707.8	3697.2	3796.2	4370.6	4531.5
50°	3795.7	3957.9	4100.6	4156.0	3929.6	3962.2	4569.0	4736.9
52.5°	4081.1	4434.1	4610.7	4574.3	4180.2	4164.9	4883.4	5019.9
55°	4437.9	4938.1	5113.6	5087.5	4468.0	4441.0	5274.9	5354.5
57.5°	4850.9	5426.4	5587.7	5470.7	4813.8	4743.8	5598.9	5615.7
60°	5213.8	5813.3	5954.8	5825.2	5162.5	5066.2	5801.1	5719.7
62.5°	5415.7	5944.6	6044.0	5904.4	5401.6	5409.5	5845.5	5663.5
65°	5325.4	5612.9	5645.1	5633.6	5339.9	5608.9	5686.1	5403.9
67.5°	4831.3	4774.7	4828.7	4903.2	4812.3	5346.5	5244.3	4838.2
70°	3960.9	3650.2	3757.5	3807.6	3848.9	4600.8	4551.8	3940.8
72.5°	2985.1	2557.2	2642.1	2631.7	2822.9	3690.2	3540.0	2897.5
75°	2115.2	1733.8	1744.6	1740.4	1969.8	2887.1	2563.3	1982.4
77.5°	1479.9	1256.3	1262.0	1285.7	1324.3	2177.4	1831.4	1448.2
80°	1017.6	953.4	985.1	987.0	917.8	1462.8	1352.9	1162.2
82.5°	757.9	662.7	655.1	666.2	719.4	1185.1	1039.8	806.2
85°	620.7	392.3	315.5	395.4	637.5	1173.7	690.6	425.2
87.5°	349.5	186.3	84.1	156.0	254.3	777.1	199.6	54.3
90°	0.0	0.0	0.0	0.0	0.0	0.0	0.0	0.0

(END OF REPORT)